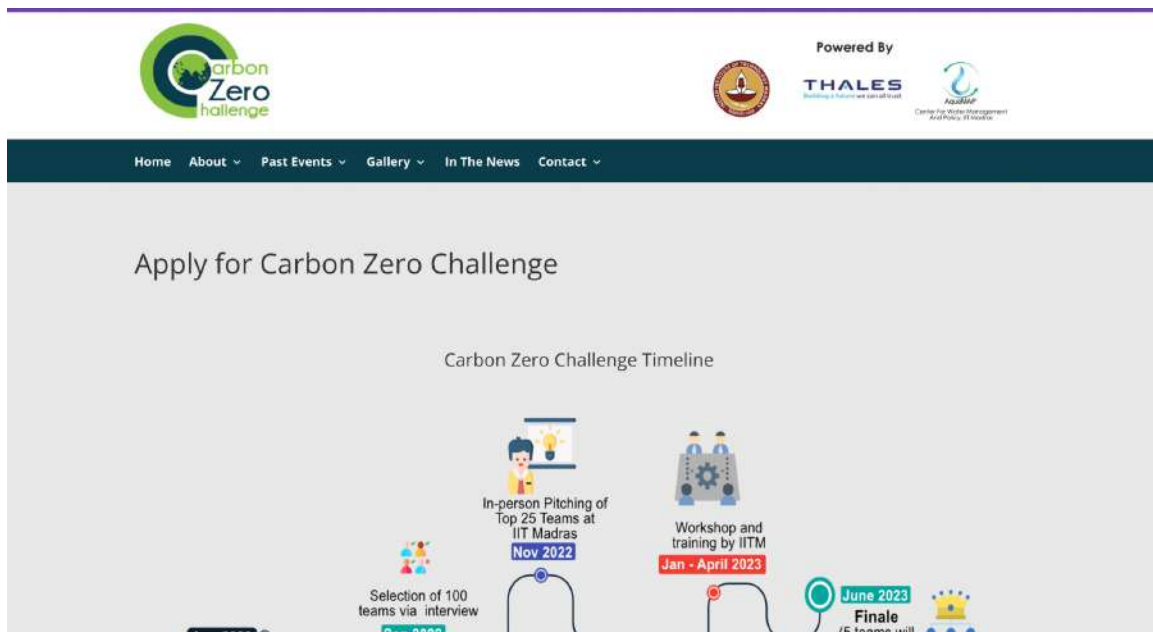


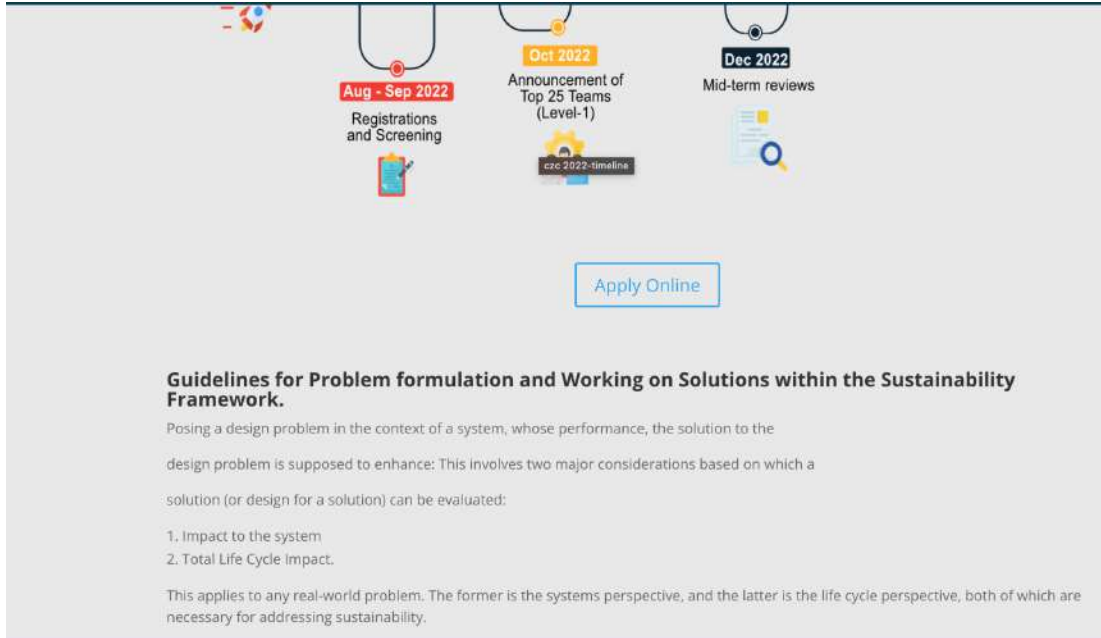
1. Visit CZeroC 2022 website: czeroc.in
2. Click the “**Apply Now**” button



3. You are redirected to “**Apply for Carbon Zero Challenge**”



4. Click the “**Apply Online**” button



The image shows a timeline of events for the Carbon Zero Challenge 2022. The events are: Aug - Sep 2022: Registrations and Screening; Oct 2022: Announcement of Top 25 Teams (Level-1); Dec 2022: Mid-term reviews. Below the timeline is a blue button labeled 'Apply Online'. Underneath the button is a section titled 'Guidelines for Problem formulation and Working on Solutions within the Sustainability Framework.' which explains the design problem context and lists two evaluation criteria: 1. Impact to the system and 2. Total Life Cycle Impact.

Aug - Sep 2022
Registrations and Screening

Oct 2022
Announcement of Top 25 Teams (Level-1)

Dec 2022
Mid-term reviews

[Apply Online](#)

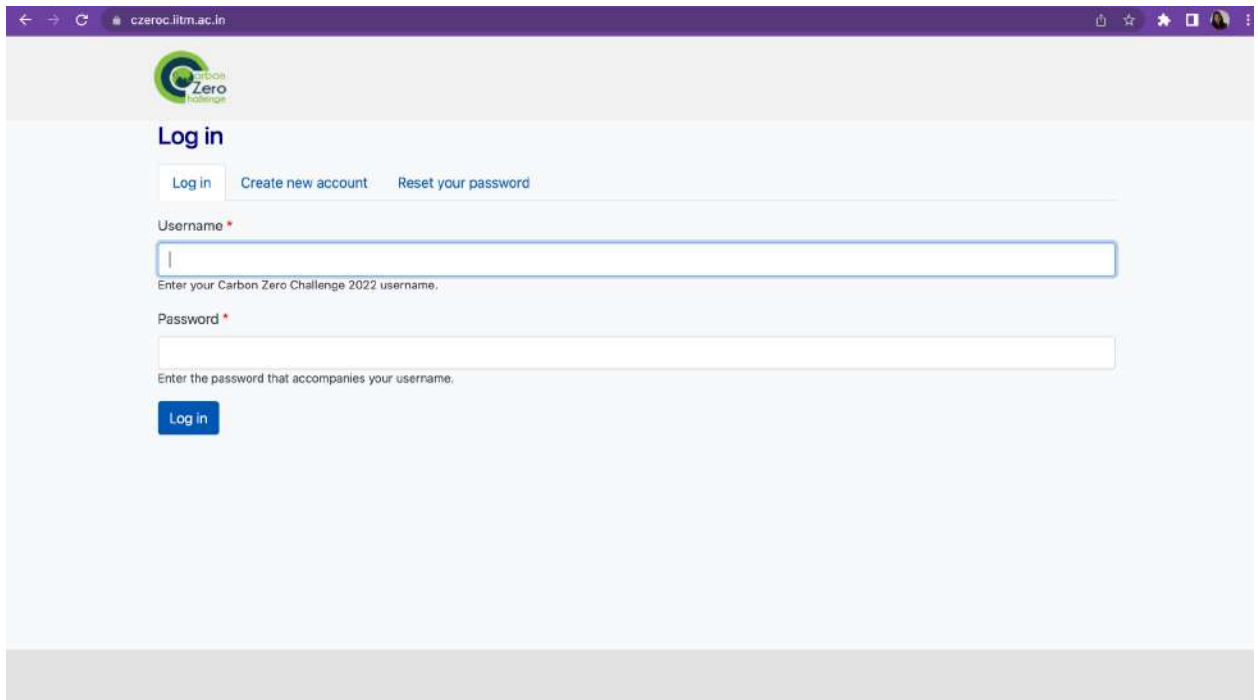
Guidelines for Problem formulation and Working on Solutions within the Sustainability Framework.

Posing a design problem in the context of a system, whose performance, the solution to the design problem is supposed to enhance: This involves two major considerations based on which a solution (or design for a solution) can be evaluated:

1. Impact to the system
2. Total Life Cycle Impact.

This applies to any real-world problem. The former is the systems perspective, and the latter is the life cycle perspective, both of which are necessary for addressing sustainability.

5. Redirected to the Application portal



The image is a screenshot of a web browser showing the login page for the Carbon Zero Challenge 2022. The browser's address bar shows the URL 'czeroc.iitm.ac.in'. The page features the Carbon Zero Challenge logo at the top left. Below the logo is a 'Log in' section with three links: 'Log in', 'Create new account', and 'Reset your password'. There are two input fields: 'Username *' and 'Password *'. Below the 'Username *' field is a hint: 'Enter your Carbon Zero Challenge 2022 username.' Below the 'Password *' field is a hint: 'Enter the password that accompanies your username.' At the bottom of the login section is a blue 'Log in' button.

[Log in](#) [Create new account](#) [Reset your password](#)

Username *

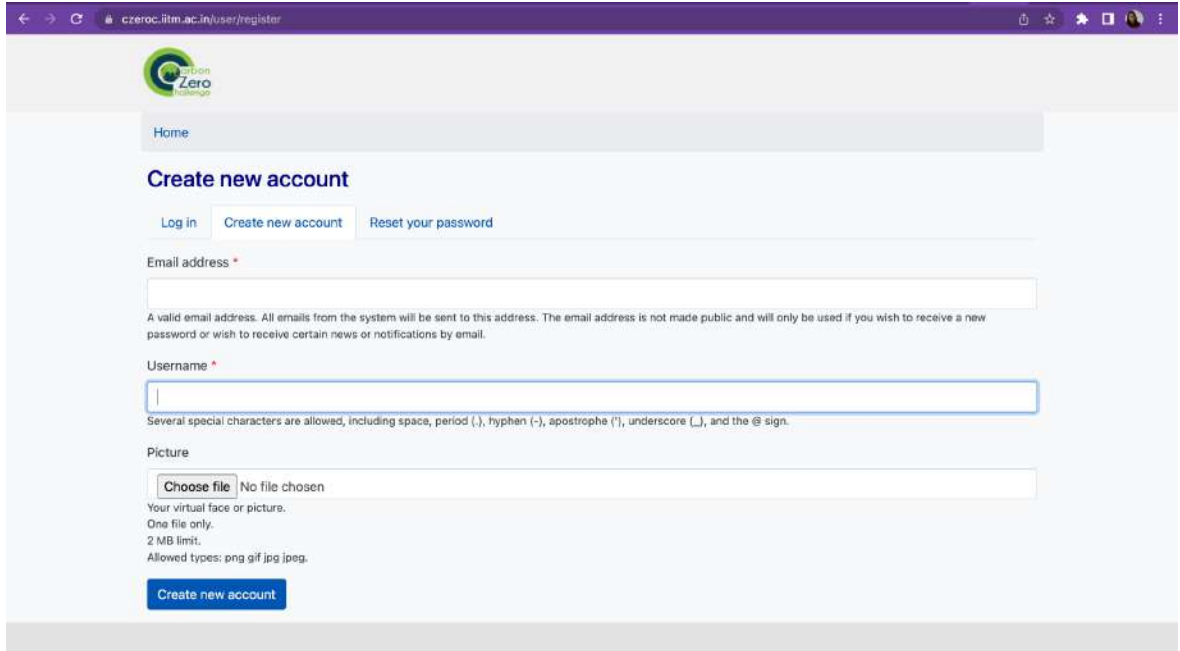
Enter your Carbon Zero Challenge 2022 username.

Password *

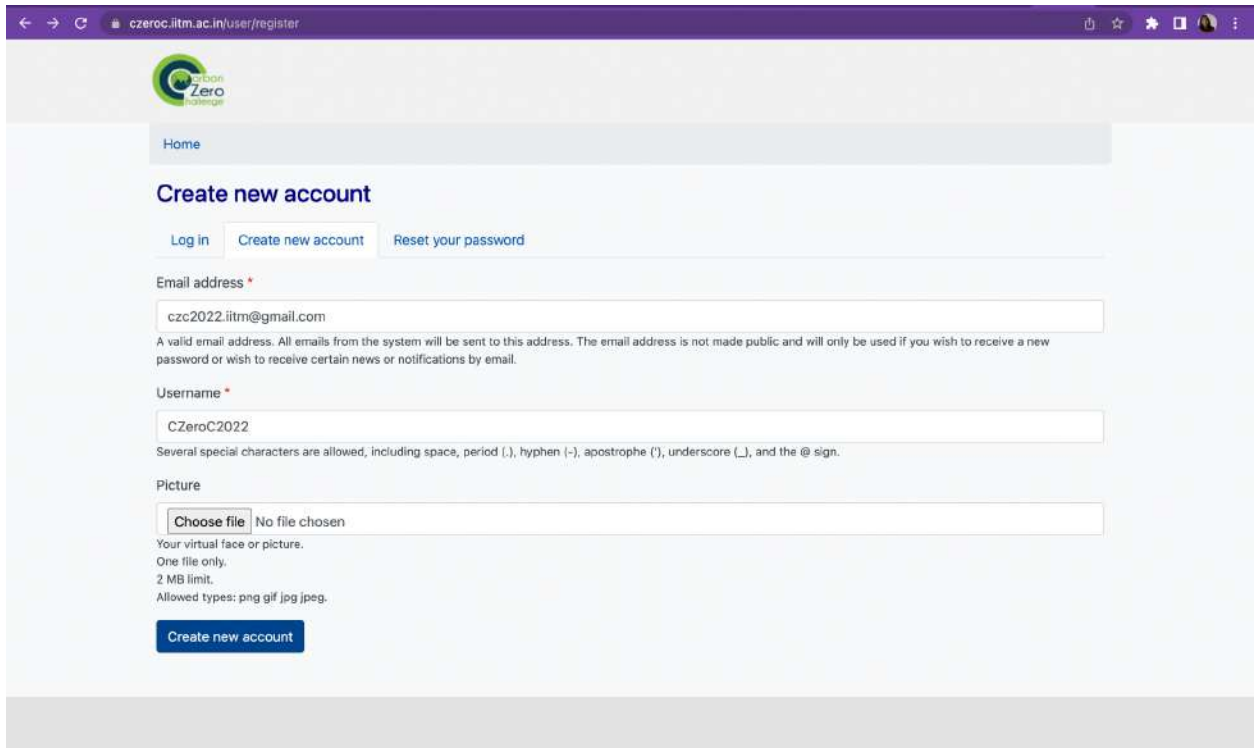
Enter the password that accompanies your username.

[Log in](#)

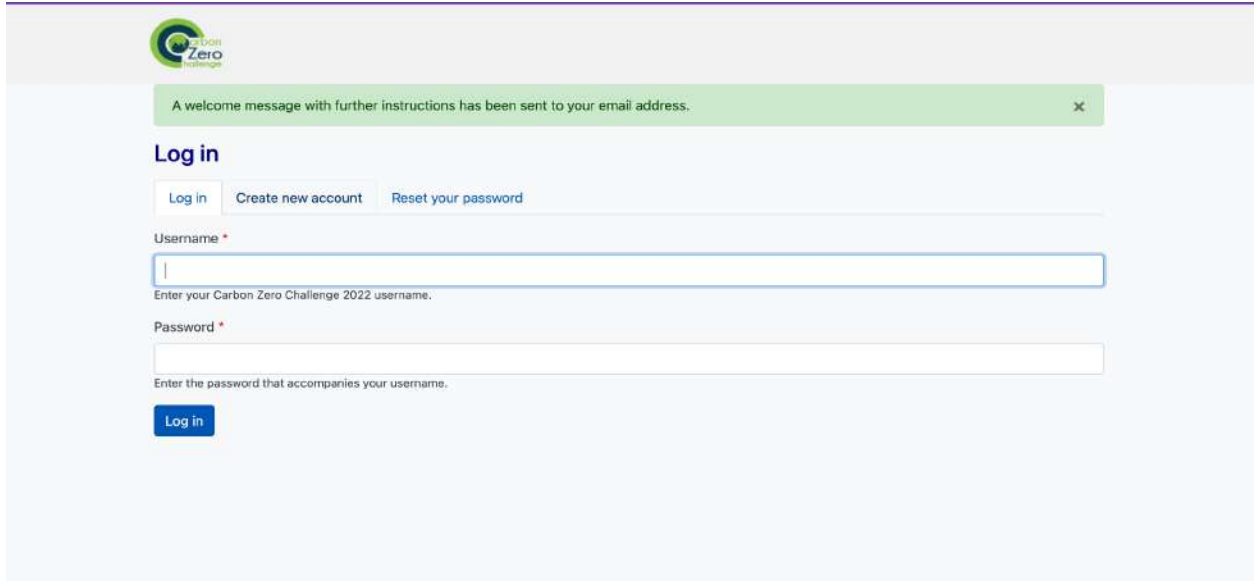
6. Create a new account



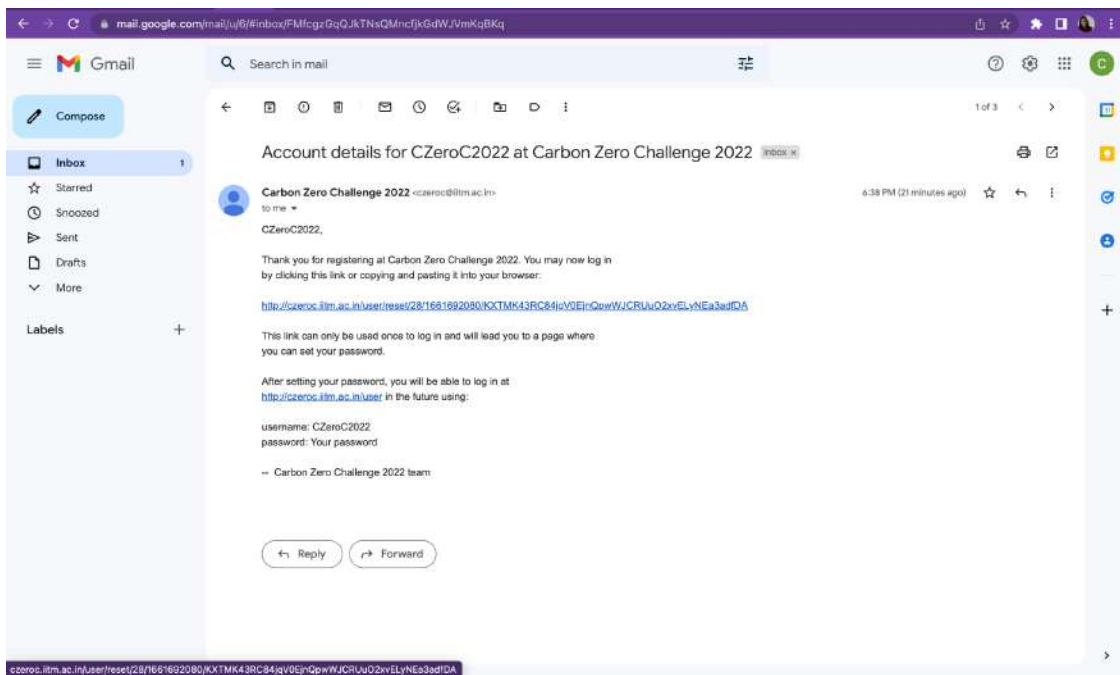
7. Fill in the mandatory fields and click the “Create new account”



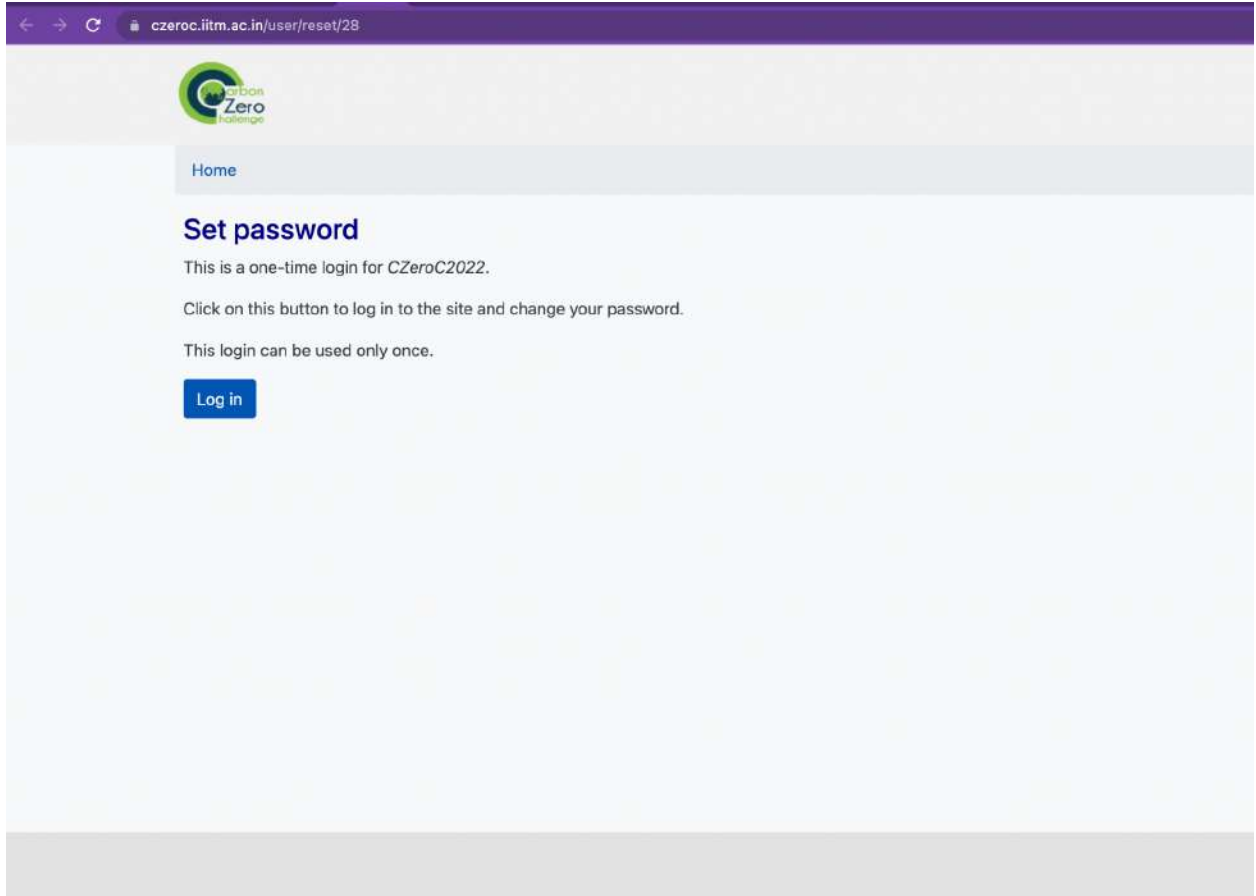
8. After creating your new account, further instructions will be emailed to your account.



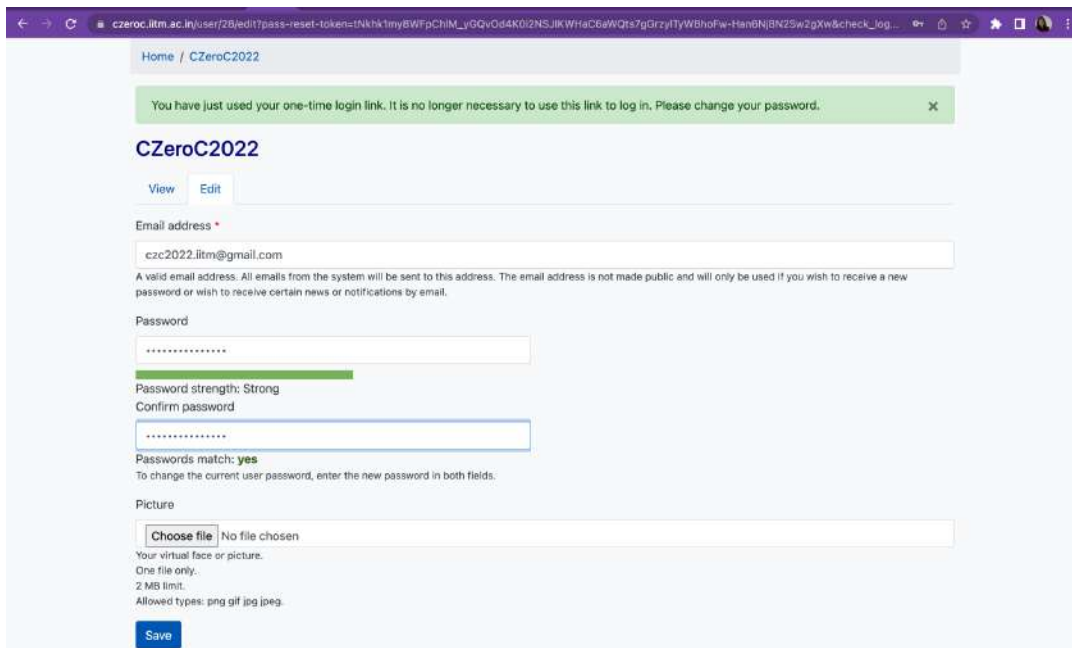
9. Please check your email to proceed



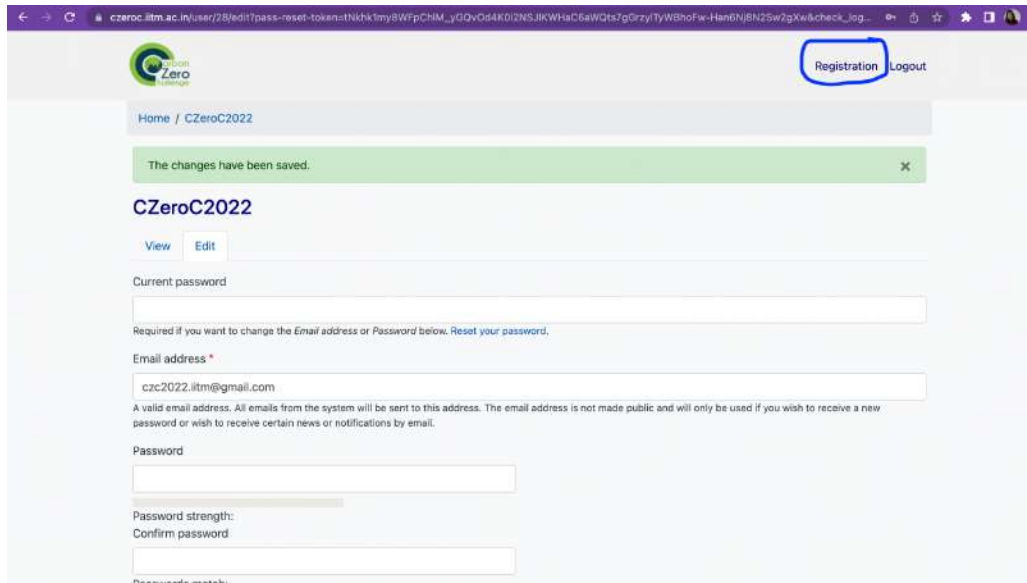
10. Click the first link for setting up the password



11. Please fill the password field and Click the “Save” button

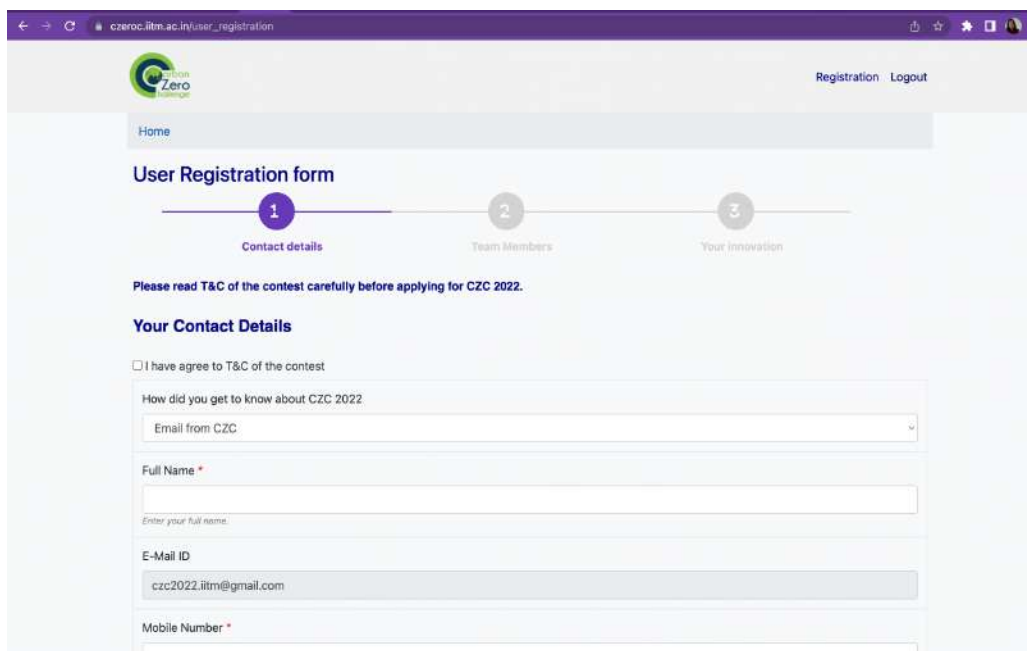


12. Click the “Registration” button



The screenshot shows a web browser window with the URL `czeroc.itm.ac.in/user/28/edit?pass-reset-token=1Nkpk1my8WfPcDM_yGQvCs4K0r2N5JKWheCfaWQh7gOrzyTyWRhoFw-Han6NjBN25w2gXw&check_log...`. The page features the CZero logo and a navigation bar with "Registration" and "Logout" links. A green notification bar at the top states "The changes have been saved." Below this, the page title is "CZeroC2022" with "View" and "Edit" buttons. The "Current password" field is empty. A note indicates that certain fields are required for changes. The "Email address" field contains `czc2022.itm@gmail.com`. The "Password" field is empty, and the "Confirm password" field is also empty. A "Passwords match:" indicator is visible at the bottom.

13. Fill in the fields and submit



The screenshot shows the "User Registration form" page with the URL `czeroc.itm.ac.in/user_registration`. The page has a progress indicator with three steps: "1 Contact details" (active), "2 Team Members", and "3 Your innovation". A warning message reads: "Please read T&C of the contest carefully before applying for CZC 2022." The "Your Contact Details" section includes a checkbox for "I have agree to T&C of the contest" (unchecked). A dropdown menu for "How did you get to know about CZC 2022" is set to "Email from CZC". The "Full Name" field is empty with the placeholder "Enter your full name:". The "E-Mail ID" field contains `czc2022.itm@gmail.com`. The "Mobile Number" field is empty.

14. Please read the terms and conditions before applying

The screenshot shows the 'User Registration form' on the 'czeroo.litm.ac.in/user_registration' page. The progress bar indicates Step 1 of 3 is active. The form includes a checkbox for 'I have agree to T&C of the contest', a dropdown for 'How did you get to know about CZC 2022', and input fields for 'Full Name *' (containing 'CZC'), 'E-Mail ID' (containing 'czc2022.litm@gmail.com'), and 'Mobile Number *'.

15. Complete the three forms of the registration process.

The screenshot shows the 'User Registration form' on the 'czeroo.litm.ac.in/user_registration' page. The progress bar indicates Step 3 of 3 is active. The form includes input fields for 'Name of your Team/Startup *', 'Thematic Area *', and 'What is the category of the proposed innovation? *', and a text area for 'What is the proposed innovation? *' with a maximum word limit of 1500.

16. Please click on the "Submit" button to submit the application.

The screenshot shows a web browser window with the address bar displaying "czeroc.iftm.ac.in/user_registration". The page content includes the following sections:

- Have you published any research papers based on your proposed innovation?** (Text area)
- Have you won any contest/challenge/competitions for your proposed innovation?** (Text area with "Maximum word limit is 350")
- Link to website, social media page, or any web platform of your company/team/innovation** (Text input with "Please enter url without "https://". Example: google.com")
- Upload pictures here, proposal related image** (File upload button "Choose file" with "No file chosen" and "jpg format only" note)
- Any other information to support your proposal** (File upload button "Choose file" with "No file chosen" and "PDF format only" note)
- Confirm details provided
- Back** and **Submit** buttons

Notes

1. The data will be automatically saved in the corresponding fields.
2. You can edit and resubmit at any time.
3. The application process is completed only after clicking the submit button.